

# MATLAB Free Trial

*For Windows or Mac, off campus.*

1. Go to <https://www.mathworks.com/campaigns/products/trials.html?prodcode=ML>
2. Enter in your university email address (for example, abc01230@vsc.edu) and click Continue.
3. Fill out the next page to "Create a MathWorks Account to continue with your product trial" Click the Create button.
4. On the next page, you'll be instructed to verify your email address by going to your Inbox, and clicking on the link in the email that MathWorks sends you.
5. Clicking on the link in the email, you'll be presented with the following page. Fill all of the fields out. Put Northern Vermont University in the School / University field. Accept the Online Services Agreement, and click Create.

MathWorks® Products Solutions Academia Support Community Events

MathWorks Account Search MathWorks.com

Finalize your MathWorks Account information for:  
jnk05130@vsc.edu

First Name  Missing required information

Last Name

Password

Password Confirmation

What describes your role?

Department

Location of your School/University  
Please provide the following information in English.

Location of School/University

School / University

Help

Technical problems or questions about your account?  
 Yes! Direct me to the Contact Support page.

6. On the next page, select/fill out the following (it appears as though Northern Vermont University is not available in the list of Universities, but Lyndon State College is).

### Download Trial Software

\*Work or university email

\*Which best describes you?

\*What describes your role?

\*State/Province

\*University

Enter the official name

\*Year of Graduation

\*Department

\*By clicking 'I agree', I confirm that I will use the products only to evaluate them for possible purchase as an end user.  
 I agree.

We will not sell or rent your personal contact information. [See our privacy policy for details.](#)

7. You then should be brought to a page that looks like the following. Click on MATLAB Essentials.

MathWorks® Products Solutions Academia Support Community Events

Get MATLAB JK

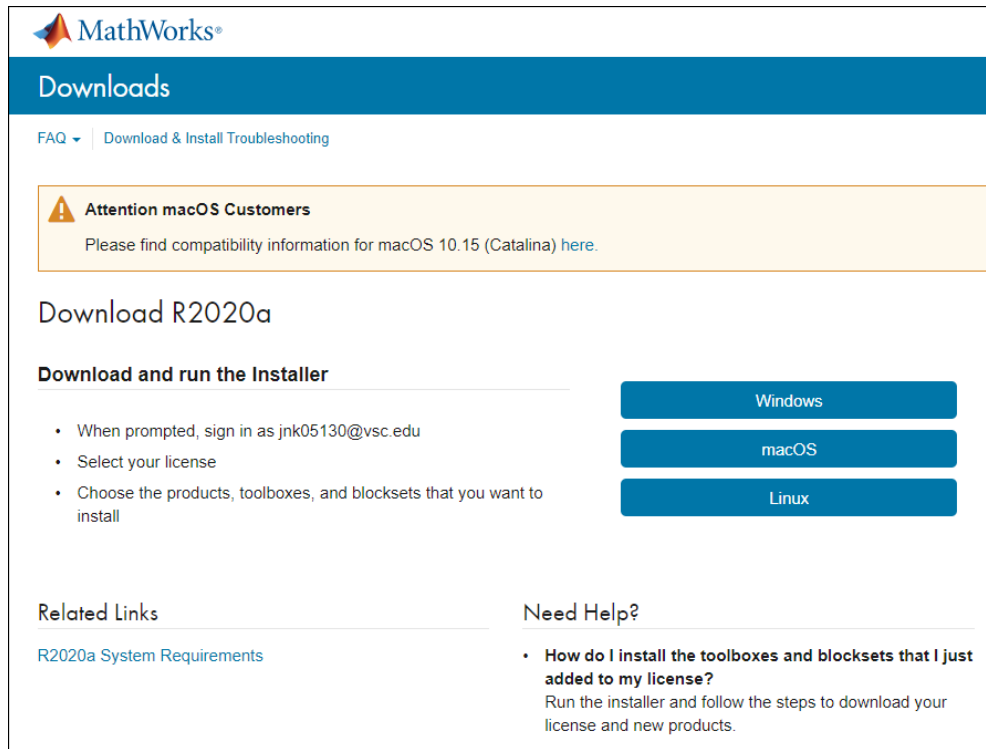
Free MATLAB Trial Search MathWorks.com

## Get Started Now with Your Free 30-Day Trial

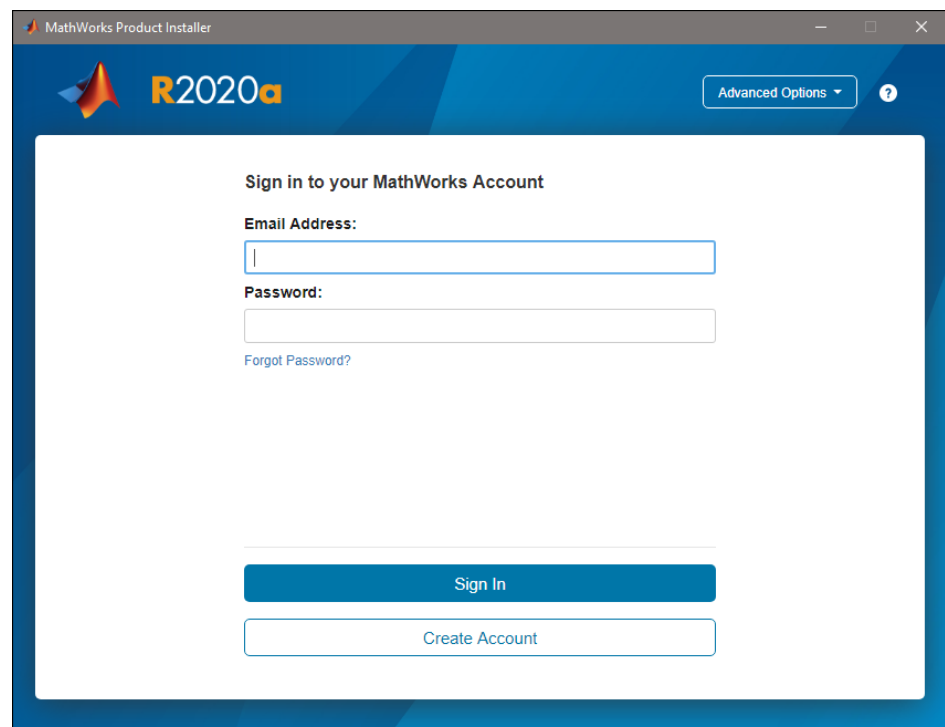
### Select a Trial Package for Download

- Automated Reporting
- Control Systems
- Data Science
- Deep Learning
- GPU Computing
- Image Processing and Computer Vision
- Machine Learning
- MATLAB Essentials**

8. This should allow you to download the trial version of MATLAB 2020a for Windows or macOS. Click the appropriate blue button for your operating system.

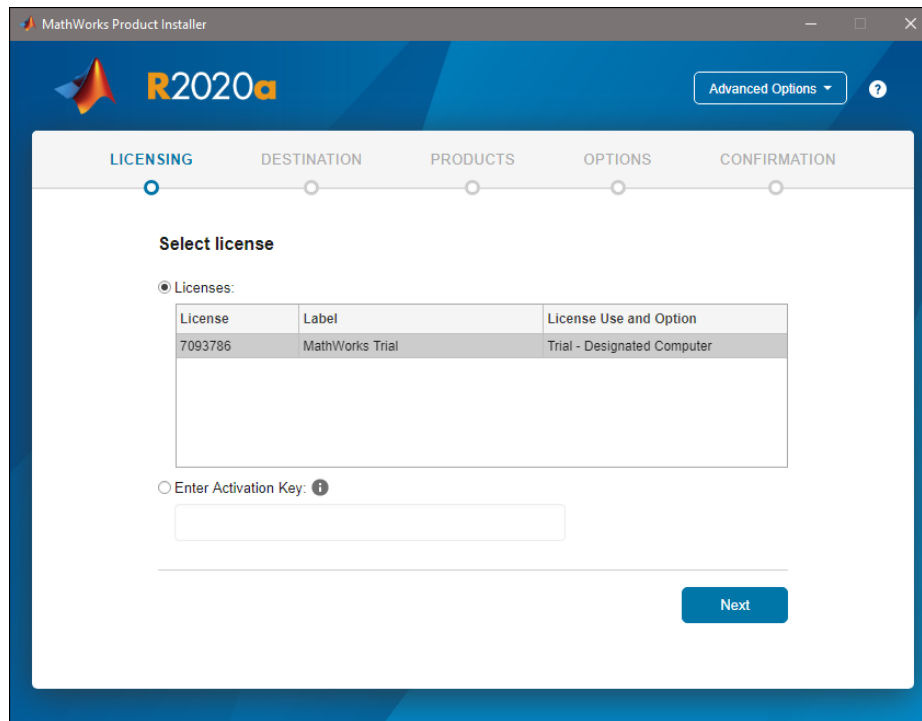


9. Wait for the file to download (may take some time, depending on how fast your Internet connection is. The Windows installer is 217MB in size.)
10. Double click the file to install it, click Unzip, and continue to click Next to install MATLAB, and following the bulleted instructions in the screenshot above. You should be prompted to sign in to your recently-created MathWorks account:



11. Agree to the license agreement (select Yes, click Next)

12. The next window should confirm that you're installing MATLAB with the trial license. You'll see a window similar to the following:



13. Continue to follow the installer for the Destination, Products, Options, and Confirmation (leaving everything as the default settings is fine).

14. You should then be able to open MATLAB on your desktop computer, double clicking the new icon on your desktop, just like you'd do on campus.

### **Questions? Trouble?**

Please contact the OIT Help Desk:

[helpdesk@northernvermont.edu](mailto:helpdesk@northernvermont.edu)

Or submit a service request: <https://helpdesk.vsc.edu>